





Year	Q1	Q2	Q3	Q4	Annual
2000	10.2	11.5	12.8	14.1	13.6
2001	11.5	12.8	14.1	15.4	14.4
2002	12.8	14.1	15.4	16.7	15.2
2003	14.1	15.4	16.7	18.0	16.0
2004	15.4	16.7	18.0	19.3	17.3
2005	16.7	18.0	19.3	20.6	18.6
2006	18.0	19.3	20.6	21.9	19.9
2007	19.3	20.6	21.9	23.2	21.2
2008	20.6	21.9	23.2	24.5	22.5
2009	21.9	23.2	24.5	25.8	23.8
2010	23.2	24.5	25.8	27.1	25.1
2011	24.5	25.8	27.1	28.4	26.4
2012	25.8	27.1	28.4	29.7	27.7
2013	27.1	28.4	29.7	31.0	29.0
2014	28.4	29.7	31.0	32.3	30.3
2015	29.7	31.0	32.3	33.6	31.6
2016	31.0	32.3	33.6	34.9	32.9
2017	32.3	33.6	34.9	36.2	34.2
2018	33.6	34.9	36.2	37.5	35.5
2019	34.9	36.2	37.5	38.8	36.8
2020	36.2	37.5	38.8	40.1	38.1
2021	37.5	38.8	40.1	41.4	39.4
2022	38.8	40.1	41.4	42.7	40.7
2023	40.1	41.4	42.7	44.0	42.0
2024	41.4	42.7	44.0	45.3	43.3
2025	42.7	44.0	45.3	46.6	44.6
2026	44.0	45.3	46.6	47.9	45.9
2027	45.3	46.6	47.9	49.2	47.2
2028	46.6	47.9	49.2	50.5	48.5
2029	47.9	49.2	50.5	51.8	49.8
2030	49.2	50.5	51.8	53.1	51.1
2031	50.5	51.8	53.1	54.4	52.4
2032	51.8	53.1	54.4	55.7	53.7
2033	53.1	54.4	55.7	57.0	55.0
2034	54.4	55.7	57.0	58.3	56.3
2035	55.7	57.0	58.3	59.6	57.6
2036	57.0	58.3	59.6	60.9	58.9
2037	58.3	59.6	60.9	62.2	60.2
2038	59.6	60.9	62.2	63.5	61.5
2039	60.9	62.2	63.5	64.8	62.8
2040	62.2	63.5	64.8	66.1	64.1
2041	63.5	64.8	66.1	67.4	65.4
2042	64.8	66.1	67.4	68.7	66.7
2043	66.1	67.4	68.7	70.0	68.0
2044	67.4	68.7	70.0	71.3	69.3
2045	68.7	70.0	71.3	72.6	70.6
2046	70.0	71.3	72.6	73.9	71.9
2047	71.3	72.6	73.9	75.2	73.2
2048	72.6	73.9	75.2	76.5	74.5
2049	73.9	75.2	76.5	77.8	75.8
2050	75.2	76.5	77.8	79.1	77.1
2051	76.5	77.8	79.1	80.4	78.4
2052	77.8	79.1	80.4	81.7	79.7
2053	79.1	80.4	81.7	83.0	81.0
2054	80.4	81.7	83.0	84.3	82.3
2055	81.7	83.0	84.3	85.6	83.6
2056	83.0	84.3	85.6	86.9	84.9
2057	84.3	85.6	86.9	88.2	86.2
2058	85.6	86.9	88.2	89.5	87.5
2059	86.9	88.2	89.5	90.8	88.8
2060	88.2	89.5	90.8	92.1	90.1
2061	89.5	90.8	92.1	93.4	91.4
2062	90.8	92.1	93.4	94.7	92.7
2063	92.1	93.4	94.7	96.0	94.0
2064	93.4	94.7	96.0	97.3	95.3
2065	94.7	96.0	97.3	98.6	96.6
2066	96.0	97.3	98.6	99.9	97.9
2067	97.3	98.6	99.9	101.2	99.2
2068	98.6	99.9	101.2	102.5	100.5
2069	99.9	101.2	102.5	103.8	101.8
2070	101.2	102.5	103.8	105.1	103.1
2071	102.5	103.8	105.1	106.4	104.4
2072	103.8	105.1	106.4	107.7	105.7
2073	105.1	106.4	107.7	109.0	107.0
2074	106.4	107.7	109.0	110.3	108.3
2075	107.7	109.0	110.3	111.6	109.6
2076	109.0	110.3	111.6	112.9	110.9
2077	110.3	111.6	112.9	114.2	112.2
2078	111.6	112.9	114.2	115.5	113.5
2079	112.9	114.2	115.5	116.8	114.8
2080	114.2	115.5	116.8	118.1	116.1
2081	115.5	116.8	118.1	119.4	117.4
2082	116.8	118.1	119.4	120.7	118.7
2083	118.1	119.4	120.7	122.0	120.0
2084	119.4	120.7	122.0	123.3	121.3
2085	120.7	122.0	123.3	124.6	122.6
2086	122.0	123.3	124.6	125.9	123.9
2087	123.3	124.6	125.9	127.2	125.2
2088	124.6	125.9	127.2	128.5	126.5
2089	125.9	127.2	128.5	129.8	127.8
2090	127.2	128.5	129.8	131.1	129.1
2091	128.5	129.8	131.1	132.4	130.4
2092	129.8	131.1	132.4	133.7	131.7
2093	131.1	132.4	133.7	135.0	133.0
2094	132.4	133.7	135.0	136.3	134.3
2095	133.7	135.0	136.3	137.6	135.6
2096	135.0	136.3	137.6	138.9	136.9
2097	136.3	137.6	138.9	140.2	138.2
2098	137.6	138.9	140.2	141.5	139.5
2099	138.9	140.2	141.5	142.8	140.8































































































Presidencia Municipal, Sindicatos y Regiones	
Presidencia Municipal	Sindicatos y Regiones
1	1
2	2
3	3
4	4
5	5
6	6
7	7
8	8
9	9
10	10
11	11
12	12
13	13
14	14
15	15
16	16
17	17
18	18
19	19
20	20
21	21
22	22
23	23
24	24
25	25
26	26
27	27
28	28
29	29
30	30
31	31
32	32
33	33
34	34
35	35
36	36
37	37
38	38
39	39
40	40
41	41
42	42
43	43
44	44
45	45
46	46
47	47
48	48
49	49
50	50
51	51
52	52
53	53
54	54
55	55
56	56
57	57
58	58
59	59
60	60
61	61
62	62
63	63
64	64
65	65
66	66
67	67
68	68
69	69
70	70
71	71
72	72
73	73
74	74
75	75
76	76
77	77
78	78
79	79
80	80
81	81
82	82
83	83
84	84
85	85
86	86
87	87
88	88
89	89
90	90
91	91
92	92
93	93
94	94
95	95
96	96
97	97
98	98
99	99
100	100

Presidencia Municipal, Sindicatos y Regiones	
Presidencia Municipal	Sindicatos y Regiones
1	1
2	2
3	3
4	4
5	5
6	6
7	7
8	8
9	9
10	10
11	11
12	12
13	13
14	14
15	15
16	16
17	17
18	18
19	19
20	20
21	21
22	22
23	23
24	24
25	25
26	26
27	27
28	28
29	29
30	30
31	31
32	32
33	33
34	34
35	35
36	36
37	37
38	38
39	39
40	40
41	41
42	42
43	43
44	44
45	45
46	46
47	47
48	48
49	49
50	50
51	51
52	52
53	53
54	54
55	55
56	56
57	57
58	58
59	59
60	60
61	61
62	62
63	63
64	64
65	65
66	66
67	67
68	68
69	69
70	70
71	71
72	72
73	73
74	74
75	75
76	76
77	77
78	78
79	79
80	80
81	81
82	82
83	83
84	84
85	85
86	86
87	87
88	88
89	89
90	90
91	91
92	92
93	93
94	94
95	95
96	96
97	97
98	98
99	99
100	100

Secretaría y Direcciones	
Secretaría	Direcciones
1	1
2	2
3	3
4	4
5	5
6	6
7	7
8	8
9	9
10	10
11	11
12	12
13	13
14	14
15	15
16	16
17	17
18	18
19	19
20	20
21	21
22	22
23	23
24	24
25	25
26	26
27	27
28	28
29	29
30	30
31	31
32	32
33	33
34	34
35	35
36	36
37	37
38	38
39	39
40	40
41	41
42	42
43	43
44	44
45	45
46	46
47	47
48	48
49	49
50	50
51	51
52	52
53	53
54	54
55	55
56	56
57	57
58	58
59	59
60	60
61	61
62	62
63	63
64	64
65	65
66	66
67	67
68	68
69	69
70	70
71	71
72	72
73	73
74	74
75	75
76	76
77	77
78	78
79	79
80	80
81	81
82	82
83	83
84	84
85	85
86	86
87	87
88	88
89	89
90	90
91	91
92	92
93	93
94	94
95	95
96	96
97	97
98	98
99	99
100	100



		2013		2012	
		Actual	Presupuesto	Actual	Presupuesto
Ingresos	Impuestos	1.000.000	1.000.000	1.000.000	1.000.000
	Contribuciones	1.000.000	1.000.000	1.000.000	1.000.000
	Donaciones	1.000.000	1.000.000	1.000.000	1.000.000
	Intereses	1.000.000	1.000.000	1.000.000	1.000.000
	Dividendos	1.000.000	1.000.000	1.000.000	1.000.000
	Plusvalías	1.000.000	1.000.000	1.000.000	1.000.000
	Reventa de bienes	1.000.000	1.000.000	1.000.000	1.000.000
	Reventa de valores	1.000.000	1.000.000	1.000.000	1.000.000
	Reventa de inmuebles	1.000.000	1.000.000	1.000.000	1.000.000
	Reventa de vehículos	1.000.000	1.000.000	1.000.000	1.000.000
Egresos	Salarios	1.000.000	1.000.000	1.000.000	1.000.000
	Alquileres	1.000.000	1.000.000	1.000.000	1.000.000
	Compras	1.000.000	1.000.000	1.000.000	1.000.000
	Transporte	1.000.000	1.000.000	1.000.000	1.000.000
	Seguros	1.000.000	1.000.000	1.000.000	1.000.000
	Intereses	1.000.000	1.000.000	1.000.000	1.000.000
	Impuestos	1.000.000	1.000.000	1.000.000	1.000.000
	Contribuciones	1.000.000	1.000.000	1.000.000	1.000.000
	Donaciones	1.000.000	1.000.000	1.000.000	1.000.000
	Intereses	1.000.000	1.000.000	1.000.000	1.000.000

**ESQUEMA NUEVO**

Presupuesto que ingresó a partir del 1º de Julio del 2013

		Presupuesto	
		2013	2012
Ingresos	Impuestos	1.000.000	1.000.000
	Contribuciones	1.000.000	1.000.000
	Donaciones	1.000.000	1.000.000
	Intereses	1.000.000	1.000.000
Egresos	Salarios	1.000.000	1.000.000
	Alquileres	1.000.000	1.000.000
	Compras	1.000.000	1.000.000
	Transporte	1.000.000	1.000.000
Otros	Seguros	1.000.000	1.000.000
	Intereses	1.000.000	1.000.000
	Impuestos	1.000.000	1.000.000
	Contribuciones	1.000.000	1.000.000







